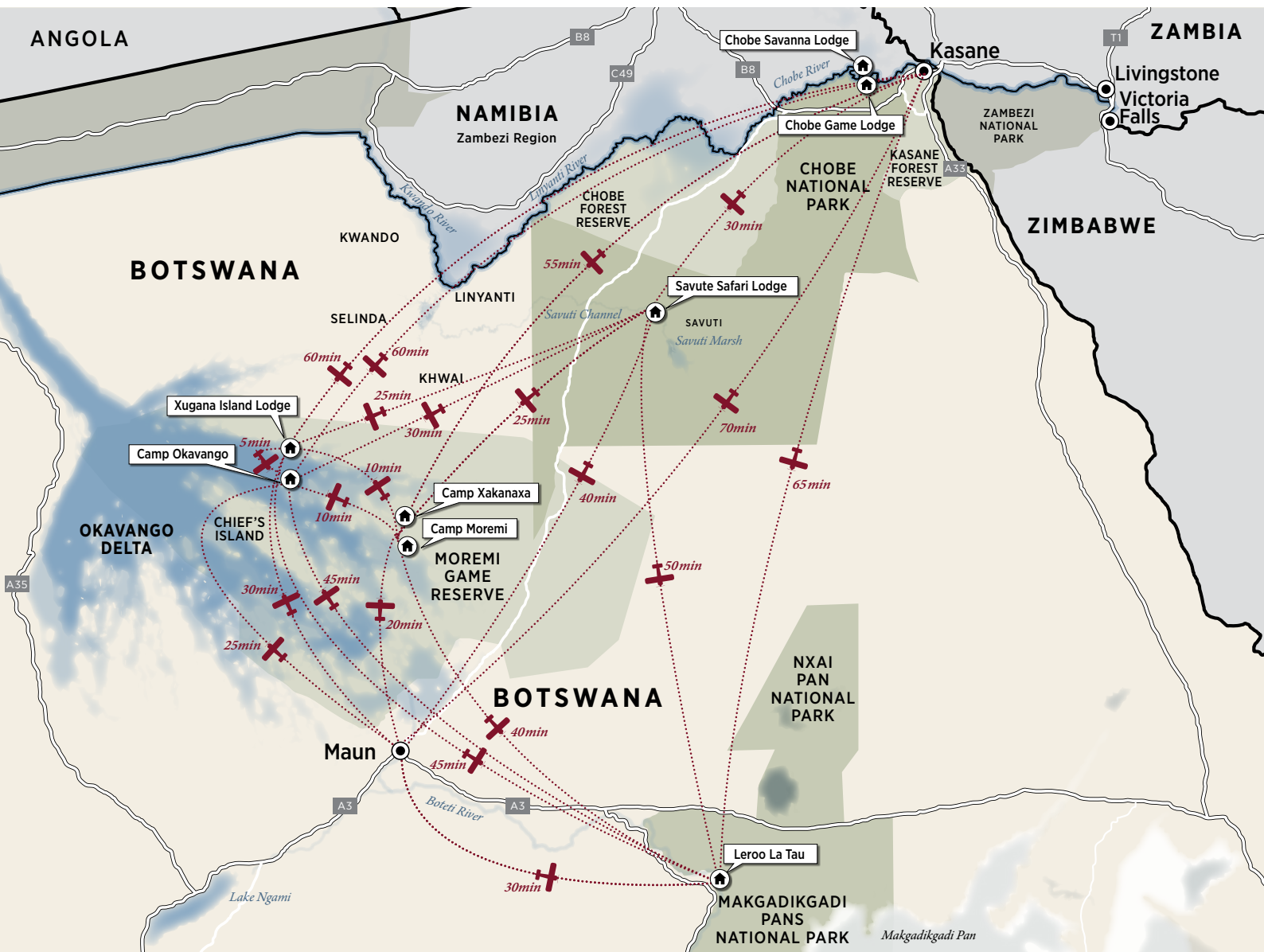


SAFARI AIR

CONNECTING DESERT & DELTA SAFARIS CAMPS



SAFARI AIR CONNECTION SCHEDULE

Safari Air operates a daily seat in plane, scheduled air charter service allowing guests to seamlessly connect between our camps and the arrival/departure hubs of Maun and Kasane. Private charter services are also available on request for clients looking for more flexibility on their flight times and routings.

ESTIMATED FLIGHT TIMES BETWEEN CAMPS & AIRPORTS

Maun

25	Camp Okavango					
30	5	Xugana Island Lodge				
20	10	10	Camp Moremi / Camp Xakanaxa			
40	30	25	25	Savute Safari Lodge		
30	45	45	40	50	Leroo La Tau	
70	60	60	55	30	65	Kasane

NOTE: These timings are based on direct routings between camps. Actual flight times may vary depending on clients actual routing.



The Best Safari Circuit in **BOTSWANA**



FLIGHT TIMES: Flight departure times from camps and the airport hubs of Maun and Kasane are based on various factors including regional flight arrivals/departures as well as the number of movements required between camps. Flight times are therefore only finalised the day prior and communicated to guests in camp. Guest arriving in Botswana off regional flights will be met by Safari Air representatives and assisted with their onward movements.

FLIGHT ROUTING: It is important to note that due to the number of movements operated by Safari Air, guests may make up to three stops when transferring between camps. Should they prefer a direct routing, private charter flights can be booked separately.

SAFARI AIR LUGGAGE RESTRICTIONS

IT IS OF VITAL IMPORTANCE THAT ALL GUESTS TRAVELING WITH DESERT & DELTA SAFARIS STRICTLY ADHERE TO THE LUGGAGE LIMITS AND REGULATIONS AS STIPULATED BELOW.

LUGGAGE RESTRICTIONS	
LUGGAGE WEIGHT LIMIT PER PERSON	20 kg's - total weight inclusive of luggage and hand luggage/camera equipment.
LUGGAGE TYPE	Soft sided, non-rigid bag*
LUGGAGE DIMENSIONS	25cm wide x 30cm high x 62cm long.

Should travellers have bags with wheels please ensure that the frame supporting the wheels at the back is not a rigid/solid frame.

WEIGHT LIMIT

Please take careful note of this information and advise all travellers of our **20KG LUGGAGE LIMIT APPLICABLE TO ALL SAFARI AIR CHARTER FLIGHTS.**


PLEASE NOTE: THIS IS THE TOTAL WEIGHT INCLUDING BOTH LUGGAGE AND HAND LUGGAGE/CAMERA EQUIPMENT.

This is a safety requirement due to the sensitive weight and balance checks on the small aircraft and must be strictly adhered to. Travelers who require additional luggage must pre-book and pay for this on confirmation of the reservation.

We would like to remind you that complimentary laundry services are available in all camps and lodges.

LUGGAGE DIMENSIONS

The maximum dimensions of the soft bags is as follows: 25cm (10 inches) wide x 30cm (12 inches) high and 62cm (24 inches) long. Please keep in mind that the baggage compartments on most of the light aircraft are only 25cm (10 inches) high, so the pilots must have the ability to manipulate the bag into the compartment.





**NO HARD BODY
CASES**



SOFT SIDED BAGS



LUGGAGE TYPE

Large suitcases and rigid, inflexible luggage cannot be transported in our aircraft. Wheeled bags are accepted provided the frame supporting the wheels is not rigid. The reason for this restriction is all luggage has to be packed in the belly pods of the aircraft due to safety regulations. Large suitcases and luggage with rigid wheel frames do not fit into the pods.

HANDLING OF INCORRECT LUGGAGE ON ARRIVAL

Guests who have not adhered to the luggage guidelines as per above, will not be able to depart on the scheduled charter. They will be given the option to book a private charter at additional costs. These are subject to availability of aircraft at the time of booking these flights.

No refunds on the costs paid for missed scheduled charters and or accommodation not provided due to this delay will be provided. Any additional arrangements for transfers, overnight accommodation in Maun or Kasane are for the guests own account.

EXTRA BAGGAGE OPTIONS

Should guests be travelling with the incorrect luggage, storage facilities are available at the Desert & Delta Safaris Maun office (at no additional charge). Alternatively, travellers with large suitcases and extra luggage can pre-book and make arrangements for transport, storage and delivery from point of arrival to point of departure in Botswana using a third-party road courier company. Charges will depend on final luggage weight. The below table can be used as an estimate on transport charges using the courier services.

5kg - 10kg:	\$25.00	15kg - 20kg:	\$40.00
10kg - 15kg:	\$30.00	20kgs - 25kg:	\$50.00



SAFARI AIR FLEET

Safari Air operates a fleet of single-engine aircraft including the Gippsland Aeronautics Airvan GA8, Cessna Grand Caravan, Cessna Caravan, as well the Quest Kodiak 100.



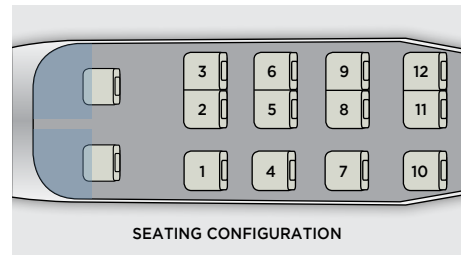
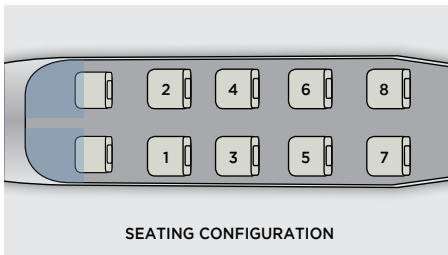
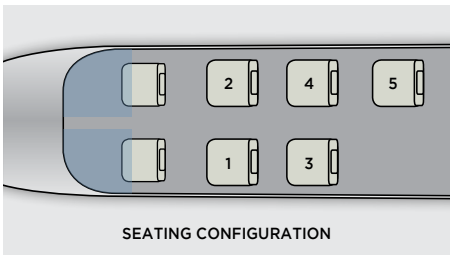
**GIPPSLAND AERONAUTICS
AIRVAN GA8**
Seats 5 Guests



QUEST KODIAK 100
Seats 8 Guests



CESSNA CARAVAN
Seats 12 Guests



The exact aircraft used for each leg of the scheduled seat in plane services cannot be guaranteed as this is dependent on the number of movements required between the camps and total passenger numbers.

Should clients wish to guarantee a certain aircraft private charters will need to be book at an additional cost.



RESERVATIONS OFFICE

TELEPHONE (+27) 11 394 3873
E-MAIL info@desertdelta.com

MARKETING OFFICE

TELEPHONE (+267) 6861559
E-MAIL marketing@desertdelta.com
ADDRESS Private Bag 310,
Maun, Botswana
WEBSITE www.desertdelta.com

View Desert & Delta Safaris Video



The Best Safari Circuit in **BOTSWANA**

www.desertdelta.com

CHOBE GAME LODGE | SAVUTE SAFARI LODGE | CHOBE SAVANNA LODGE | CAMP OKAVANGO | XUGANA ISLAND LODGE | CAMP MOREMI | CAMP XAKANAXA | LEROO LA TAU