



TINTSWALO SAFARI LODGES


TRAVEL INFORMATION





Travel to South Africa

TABLE OF CONTENTS

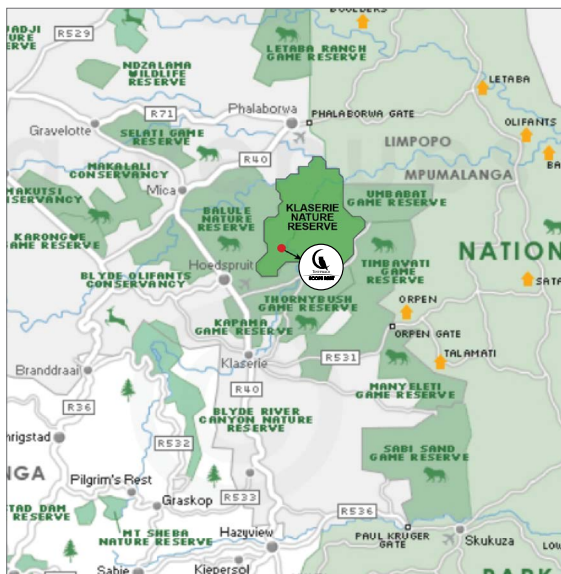
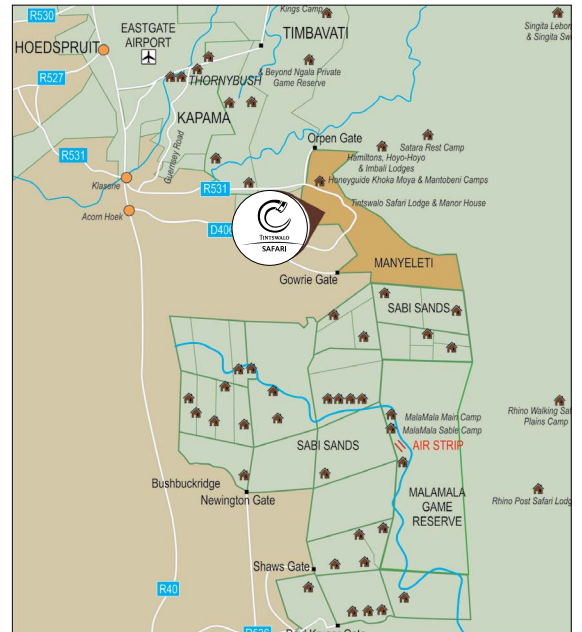


~1 TINTSWALO SAFARI LOCATIONS

MANYELETI GAME RESERVE GREATER KRUGER REGION

Manyeleti means “Place of the Stars” in Shangaan. It is a protected nature reserve, sharing unfenced borders with the Sabi Sands, Kruger National Park and Timbavati Game Reserves. The Reserve covers 24 000 hectares of untouched wilderness ranging from savannahs, lush river ravines, marshes, and hills with exceptional views.

The Manyeleti boasts an abundance of game like the “Big 5” and the “Magnificent 7” which includes the cheetah and wild dog.

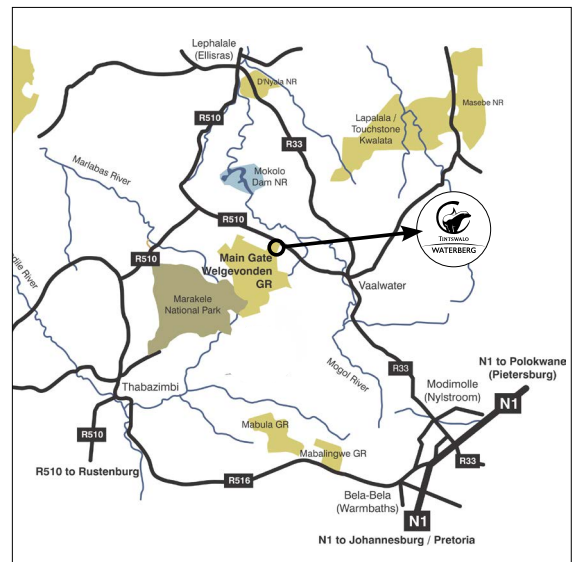


KLASERIE PRIVATE NATURE RESERVE GREATER KRUGER REGION

Klaserie Private Nature Reserve is a breathtaking 60,000 hectare tract of pristine bushveld that today stands as one of the largest privately owned reserves in the country. Nestled in the heart of the Greater Kruger region, Klaserie shares unfenced borders with the Timbavati, Umbabat, Balule Game Reserves, and the world-renowned Kruger National Park, creating a seamless wilderness where wildlife roams free as it has for centuries. This unique location ensures an authentic safari experience, where every drive holds the possibility of unforgettable encounters.

WELGEVONDEN NATURE RESERVE LIMPOPO

The Dutch word “Welgevonden” can be translated to “well found” or a “serendipitous discovery” which means to occur by chance in a happy or beneficial way. Located in the Waterberg plateau, Welgevonden Nature Reserve borders with Marakele National Park and is a stone’s throw from Nylsvlei Wetlands. The region’s scenery and topography ranges from broad rolling hills to magnificent red sandstone cliffs, perennial rivers, open plains and savannas. The reserve offers an exclusive, intimate bushveld experience and good weather all year round, thanks to its high altitude and climate. The reserve boasts with the “Big 5” game.



~2 PASSPORTS

All international visitors require a valid passport to enter South Africa.
Your passport must have at least two consecutive blank pages available for entry and exit stamps.
Additionally, it must be valid for at least six months beyond your intended date of departure from South Africa.

~3 VISA & ENTRY PERMITS FOR SOUTH AFRICA

VISA - EXEMPT COUNTRIES & DURATION

Many nationals holding ordinary passports from certain countries do not need to apply for a visa in advance for stays of up to 90 days for tourism or business.

[For more info click here](#)

Some countries are visa-exempt for shorter durations (e.g. 30 days).
For example, citizens of the United States can visit South Africa visa-free for up to 90 days for tourism or business purposes.
The full official list of exempt countries is maintained by the Department of Home Affairs.

[For more info click here](#)

Important caveat: Visa exemption typically applies only to ordinary passports. Holders of diplomatic, service, or official passports might have different rules.

VISITOR'S VISA (FOR NON - EXEMPT NATIONALS)

If your country is **not** on the visa-exempt list, or your planned stay or purpose does not qualify under the exemption, you must apply for a visitor's visa (sometimes called a "port of entry visa" when granted at the border) before arrival or at a South African embassy/consulate abroad.

[For more info click here](#)

Duration: These visas are generally valid for up to 90 days.

Extension: You may apply to extend a visitor's visa inside South Africa, but only if you do so before it expires and you satisfy the requirements.

Longer stays: For stays exceeding 90 days, you must apply for a temporary residence permit (or a longer visitor visa category) rather than a standard visitor's visa.



~4 HEALTH REQUIREMENTS & RECOMMENDATIONS

MALARIA

Malaria risk exists in certain regions of South Africa (not all). If you plan to visit those areas, especially in the north or northeast (e.g. some parts of KwaZulu-Natal, Limpopo, Mpumalanga) you should take preventive antimalarial medication and follow mosquito protection measures.

Also use insect repellent, wear long sleeves/pants, sleep under nets if needed. We offer insect repellent in each room in all our lodges.

[For more info click here](#)




~5 TRAVEL INSURANCE

It is highly recommended that all visitors to South Africa obtain comprehensive travel insurance before departure. Medical care in South Africa is of a high standard in urban areas, but private hospitals and emergency services can be costly, especially for non-residents.

A good travel insurance policy should cover medical treatment, hospitalisation, emergency evacuation, trip cancellations, lost luggage, and other unexpected events. Travellers planning outdoor adventures, safaris, or visits to remote regions should ensure their policy includes medical evacuation by air to the nearest major hospital.

Having reliable travel insurance provides peace of mind and ensures that, in the unlikely event of illness, injury, or travel disruption, you are fully protected and supported throughout your stay in South Africa.



~6 WHAT TO PACK FOR A SAFARI

When preparing for a safari in South Africa, pack light, practical clothing suited to the season and the region you will be visiting. Neutral colours such as khaki, beige, and olive are best, as they blend into the natural surroundings and do not attract insects. Bring lightweight layers for warm days and a sweater or jacket for cool mornings and evenings, temperatures can drop significantly after sunset.

During the summer months (November to March), pack cool, breathable clothing such as cotton shirts, shorts, and light dresses, as well as a bathing suit for relaxing in the plunge/swimming pool between game drives. A wide-brimmed hat, sunglasses, and sunscreen are essential for sun protection, and comfortable walking shoes or closed-toe sneakers are ideal for game drives or short bush walks.

Don not forget binoculars, repellent, a reusable water bottle, and any personal medications you may need. If you are travelling during the rainy season, a light rain jacket or poncho will come in handy. We offer laundry services, so there is no need to overpack.



~7 GRATUITY GUIDELINES

We are delighted to host you and hope our team will create an experience you will cherish and remember fondly. If you have any special requests, please let us know, and we will do our best to fulfil them.

Many guests inquire about gratuities. If you choose to leave a tip, please use the following guidelines as a reference, though it is entirely at your discretion. You may either leave cash for each individual staff member or add a gratuity to your final bill, which can be paid by credit card.

The guideline below is per suite per day:

GUIDE	R300 – R500
TRACKER	R200 – R300
BUTLER	R200 – R300
HOUSEKEEPING	R150 – R200
GENERAL STAFF	R300 – R400 (includes Host, Chefs, Maintenance and Security)

* Any tip, unless specified by the guest, is split equally amongst all staff.



~8 ELECTRICITY IN SOUTH AFRICA

South Africa operates on a 220-volt, 50 Hz electrical system, and the standard plug type is the large three-round-pin Type M plug, though many newer establishments also provide Type C (two-round-pin) sockets compatible with European-style plugs.

Travellers are advised to bring a universal travel adaptor to ensure their devices can be connected safely. Most hotels and lodges supply adaptors on request, but having your own is convenient. South Africa occasionally experiences load-shedding (scheduled power outages), so it's wise to keep power banks charged for mobile phones and essential devices.

Overall, electricity is reliable in major cities and tourist destinations, but being prepared will ensure a smooth and comfortable stay.



~9 COMMUNICATIONS & INTERNET

South Africa has a well-developed telecommunications network, with reliable mobile coverage across most urban areas and popular tourist destinations. Major service providers include Vodacom, MTN, Telkom, and Cell C.

Prepaid SIM cards are easy to purchase at airports, shopping centres, or convenience stores—just remember to bring your passport for registration as required by local law. Most hotels, lodges, and cafés offer free Wi-Fi, though connections in remote safari areas may be slower or intermittent.

To stay connected, consider purchasing a local data bundle or using an eSIM for seamless roaming. WhatsApp, email, and social media apps work reliably throughout the country, making it easy to keep in touch with family, friends, or tour operators during your travels.

~10 WEATHER AND SEASONS

Please note that this is based on average temperatures.

Manyeleti Game Reserve, Greater Kruger Region

Autumn (Mar-May)	10C - 31C+
Winter (Jun-Aug)	3C - 20C+
Spring (Sep-Nov)	15C - 25C+
Summer (Nov-Feb)	20C - 38C+

Klaserie Game Reserve, Greater Kruger Region

Autumn (Mar-May)	10C - 31C+
Winter (Jun-Aug)	3C - 20C+
Spring (Sep-Nov)	15C - 25C+
Summer (Nov-Feb)	20C - 38C+

Welgevonden Game Reserve, Limpopo

Summer (Nov-Feb)	15C - 32C+
Autumn (Mar-May)	14C - 28C+
Winter (Jun-Aug)	5C - 23C+
Spring (Sep-Nov)	15C - 28C+



~11 WILDLIFE BRIEFING AT THE LODGE

Upon arrival at your safari lodge, guests are usually welcomed with a friendly orientation and safety briefing about the wildlife and environment of the reserve. This session is an important part of your safari experience, as it helps you understand how to safely enjoy close encounters with nature while respecting the animals and their habitat.

The rangers or guides will explain the rules for game drives and walking safaris, such as keeping noise to a minimum, staying inside the vehicle unless instructed otherwise, and never feeding or approaching animals. You will also learn about the fascinating behaviours, conservation efforts, and unique ecosystems within the reserve.

These briefings not only ensure your safety but also enrich your understanding of South Africa's incredible wildlife, making your safari both exciting and meaningful.



~12 TRAVEL & SAFETY TIPS

South Africa is a beautiful and welcoming country, but as with travel anywhere in the world, it is wise to stay vigilant and take basic safety precautions.

Always keep your valuables secure and avoid displaying expensive jewellery, cameras, phone or large amounts of cash in public.

Use the room safes to store passports and important documents.

Follow advice from your hosts, tour guides, or hotel staff, they know which areas are safe and how to travel wisely.

CONTACT

If you need more information that is not covered in this document, please contact reservations.
reservations@tintswalo.com | Tel +27 21 773 0900 | www.tintswalo.com



See you soon...!