

A close-up photograph of a leopard resting on a thick, textured tree branch. The leopard's head is the central focus, with its eyes looking directly at the camera. Its fur is covered in a pattern of dark spots on a lighter background. The tree bark is deeply grooved and aged. The background is a clear, pale blue sky.

*Legendary  
Expeditions*

# Rate Sheet

JANUARY 6, 2026 – JANUARY 5, 2027




RECOMMENDED SELLING RATES



# Contents

ARUSHA	LEGENDARY LODGE	PAGE 3
MWIBA RESERVE	LEGENDARY MWIBA LODGE	PAGE 4
SERENGETI NATIONAL PARK	LEGENDARY MILA TENTED CAMP	PAGE 5
	LEGENDARY NYASI TENTED CAMP	PAGE 6
	LEGENDARY SONGA MIGRATIONAL CAMP – NORTH	PAGE 7
MASWA KIMALI	LEGENDARY SONGA MIGRATIONAL CAMP – SOUTH	PAGE 7
EXCLUSIVE OFFERS	TRUE. WILD. (FLY) FREE LEGENDARY LODGE EXTENDED STAY	PAGE 8
BOOKING INFORMATION	ADDITIONAL SERVICES & EXPERIENCES, PRIVATE GUIDES, FRIEDKIN CONSERVATION FUND TANZANIA AND BOOKING TERMS	PAGE 8 & 9

# Contact details

RESERVATIONS	CONNECT
<p>Mobile: +255 (0) 787 993 077 Emergency: +255 (0) 742 329 580</p> <p>Email: <a href="mailto:enquiries@legendaryexpeditions.co.tz">enquiries@legendaryexpeditions.co.tz</a></p>	<p>Website: <a href="http://www.legendaryexpeditions.co.tz">www.legendaryexpeditions.co.tz</a></p> <p>Follow us on socials:</p> <p>    </p>

PHYSICAL ADDRESS:	PHYSICAL ADDRESS:
<p>Arusha office</p> <p>Selian Coffee Estate Namanga Road Arusha Tanzania</p>	<p>Cape Town office</p> <p>1 Constantia Main Road Alphen Office Park Madison Place Constantia South Africa</p>

# LEGENDARY LODGE

*Arusha*

Located on the outskirts of Arusha, this 5-star sanctuary is tucked away within the grounds of a working coffee estate, giving it an air of peace and tranquility amid an otherwise bustling town.

CLOSURE DATES			GREEN SEASON	PEAK SEASON	PREMIER SEASON
Open year round			Apr 1 – Jun 30, 2026 Nov 1 – Dec 19, 2026	Jan 6 – Mar 31, 2026 Jul 1 – Oct 31, 2026	Dec 20, 2026 – Jan 5, 2027
ROOM TYPES	# OF UNITS	BASIS per night (US\$)	RECOMMENDED SELLING PRICE	RECOMMENDED SELLING PRICE	RECOMMENDED SELLING PRICE
GARDEN COTTAGES 1 bedroom	10	PER ADULT	475	595	660
		PER CHILD (12–15 years)	240	300	330
		PER CHILD (4–11 years)	145	180	200
GARDEN COTTAGE Day room	<i>Subject to availability</i>	PER ADULT	325	395	435
		PER CHILD (12–15 years)	165	200	220
		PER CHILD (4–11 years)	100	120	130
MERU COTTAGE 2 bedrooms	1	MINIMUM RATE UP TO 4 ADULTS	1,640	2,095	2,325
KAHAWA COTTAGE 2 bedrooms	1	MINIMUM RATE UP TO 4 ADULTS	1,640	2,095	2,325
GUIDE ROOM	1	PER GUIDE	260		

- ◊ Rates are quoted per person per night on a dinner, bed and breakfast basis.
- ◊ A 50% single supplement applies from the first single room.
- ◊ Meru Cottage is quoted per cottage per night. An additional 5th person can be added (child under 12 only). Children charged at the child rate.
- ◊ Kahawa Cottage is quoted per cottage, can accommodate 2 doubles OR one double and one twin — no extra bed available.
- ◊ The child rate (4–15 years) is applicable to children sharing with an adult.
- ◊ Children 3 years and younger are free of charge, sharing with an adult. A cot can be provided on request.
- ◊ Day room rates are applicable for the use of the garden cottage between 12h00 and 18h00, subject to availability, excluding lunch and beverages.
- ◊ Should guests stay after 18h00, the nightly rate is applicable, subject to availability.

## Included in Legendary Lodge rates

- ◊ Dinner, bed and breakfast, and pre-stocked soft drinks in mini bar.
- ◊ House wines, local beers, water, juice and soft drinks will be included at dinner.
- ◊ Arrival and departure transfers between Legendary Lodge and Arusha Airport.
- ◊ Internet.
- ◊ Activities: nature walks, cycling trails, art in the garden.
- ◊ A compulsory government Tourism Development Levy (TDL) of 1% of the per person per night rate.

## Excluded from Legendary Lodge rates

- ◊ Airport transfers between Kilimanjaro Int. Airport and Legendary Lodge.
  - ◊ US\$150 per vehicle per transfer (max 6 guests).
- ◊ Premium wines, Champagne, local and premium spirits, and cocktails.
- ◊ Daily laundry service, gratuities, spa treatments and items/expenses of a personal nature.
- ◊ Coffee tours: US\$170 for a minimum of 4 guests. Additional guests are charged US\$45 per person, including return road transfers. (\*External service: subject to availability & rate change.)
- ◊ Lunch is available on request for in-house guests. Ala carte menu and beverages, charged on consumption.
- ◊ A garden picnic lunch is available for in-house guests. US\$125 excluding drinks, US\$ 150 including selected drinks, for a minimum of 2 guests. Additional guests: US\$ 62.50 excluding drinks, US\$ 75 including drinks. Not available after 17:00. Pre-book 24 hours in advance, subject to availability and weather.
- ◊ Non-resident joining in-house guests: breakfast, lunch and dinner. Ala carte menu and beverages, charged on consumption (subject to availability).
- ◊ Groups 6+ guests to pre-book 24 hours in advance.
- ◊ Lunch/breakfast packs: US\$40 per guest and complimentary for driver/guide if combined with a guest request. Otherwise, US\$40 per driver/guide if ordered separately.
- ◊ Book at least 48 hours in advance.
- ◊ Local and international telephone usage available at an additional charge.
- ◊ Day trips are available for booking at an additional charge (see under 'Booking information').
- ◊ Arusha town sightseeing: US\$50 per hour per vehicle including driver (maximum 6 guests) within a 30km radius of Legendary Lodge.

# LEGENDARY MWIBA LODGE

## Mwiba Reserve

This stylish safari sanctuary rises from a rocky outcrop to gaze over the Arugusinyai River. Tranquillity and privacy underpin all aspects of the immersive wildlife and cultural experiences in this secluded setting exclusive - use protected wildlife area.

CLOSURE DATES			GREEN SEASON	PEAK SEASON	PREMIER SEASON
Apr 1 – May 14, 2026			May 15 - Jun 14, 2026 Nov 1 – Dec 19, 2026	Jan 6 – Mar 31, 2026 Jun 15 – Oct 31, 2026	Dec 20, 2026 – Jan 5, 2027
ROOM TYPES	# OF UNITS	BASIS per night (US\$)	RECOMMENDED SELLING PRICE	RECOMMENDED SELLING PRICE	RECOMMENDED SELLING PRICE
TENTED SUITES  <i>*2 sets of adjoining suites available</i>	10	PER ADULT	2,150	2,620	2,885
		PER CHILD (12—15 years)	1,075	1,310	1,445
		PER CHILD (4—11 years)	645	785	865
GUIDE ROOM  <i>*Single occupancy</i>	3	PER GUIDE	260		
MWIBA CONSERVATION FEES <i>(per person per night)</i>		PER ADULT & GUIDE	195		
		PER CHILD (4—15 years)	170		
*Please note that the above conservation fees are estimated and are subject to change without prior notice.					

- ◊ Rates are quoted per person per night.
- ◊ No single supplement is applicable in Green Season.
- ◊ A 50% single supplement is applicable from the first single in Peak Season and Premier Season.
- ◊ The child rate (4-15 years) is applicable to children. Children up to the age of 15 years old are required to share with an adult (an extra bed is not suitable for persons over 15 years of age). From 16 years of age, a child can occupy their own room and the adult rate applies.
- ◊ Minimum age is 4 years old due to safety regulations.
- ◊ LATE DEPARTURE OPTIONS: (Guests to depart from the room at 10h00)
  - ◊ Option 1: Lunch and leisure in the main area, charged at US\$80 per person, depart after lunch.
  - ◊ Option 2: Lunch, mid-morning activity with Mwiba guide charged US\$250 per person, depart after lunch.
  - ◊ Option 3: Access to the room after check-out time requires a full night's accommodation.
- ◊ Due to variable conditions in the rainy season between December 1 and February 28, late departure is not available

## Included in Legendary Mwiba Lodge rates

- ◊ All meals, house wines, beers, local spirits, water, tea, coffee, juice and soft drinks.
- ◊ Privately allocated safari vehicle and guide for maximum flexibility per booking.
- ◊ Unlimited game drives with picnic meals as well as night drives within our exclusive-use protected wildlife area.
- ◊ Additional game drives in the southern Serengeti parks are available (weather and wildlife dependent).
- ◊ Bush walks with a professional walking guide.
- ◊ Cultural excursions with the Hadzabe and Datoga tribes.
- ◊ Use of all lodge facilities, including the gym, pool and jacuzzi.
- ◊ Daily laundry service and complimentary mini bar.
- ◊ Wi-Fi available in main areas and tented suites.
- ◊ Transfers between lodge and the nearest airstrip (Mwiba Airstrip).
- ◊ A compulsory government Tourism Development Levy (TDL) of 1% of the per person per night rate.

## Excluded from Legendary Mwiba Lodge rates

- ◊ Conservation fees per person per night applicable to all guests and guides, charged separately to the accommodation rate.
- ◊ Premium wines, Champagne and spirits.
- ◊ Spa treatments, gratuities and items/expenses of a personal nature.
- ◊ Local and international telephone usage available at an additional charge.
- ◊ Additional transfers where applicable.

# LEGENDARY MILA TENTED CAMP

## Serengeti National Park

Located in the Serengeti's western corridor, Legendary Mila offers a secluded classic safari experience with every comfort considered. Enjoying direct views onto the grasslands and plains, Legendary Mila's year-round experience is immersed in the region's abundant wildlife.

CLOSURE DATES			GREEN SEASON	PEAK SEASON	PREMIER SEASON
Apr 1 – May 14, 2026			Oct 1 – Dec 19, 2026	Jan 6 – Mar 31, 2026 May 15 – Sep 30, 2026	Dec 20, 2026 – Jan 5, 2027
ROOM TYPES	# OF UNITS	BASIS per night (US\$)	RECOMMENDED SELLING PRICE	RECOMMENDED SELLING PRICE	RECOMMENDED SELLING PRICE
TENTED ROOMS	5	PER ADULT	1,370	1,680	1,845
		PER CHILD (12–15 years)	685	840	925
		PER CHILD (4–11 years)	410	505	555
FAMILY TENT 2 tented rooms with lounge	1	MINIMUM RATE BASED ON 2 ADULTS / 2 CHILDREN	4,795	5,870	6,455
GUIDE ROOM	2	PER GUIDE	260		

- ◊ Rates are quoted per person per night.
- ◊ No single supplement is applicable in Green Season.
- ◊ A 50% single supplement is applicable from the first single in Peak Season and Premier Season.
- ◊ The child rate (4–15 years) is applicable to children. Children up to the age of 15 years old are required to share with an adult (an extra bed is not suitable for persons over 15 years of age). From 16 years of age, a child can occupy their own room and the adult rate applies.
- ◊ Minimum age is 4 years old due to safety regulations.
- ◊ Family tent is suitable for 4 adults OR 2 adults and 2 children. When booking 4 adults, the family tent rate will incur an additional supplement for the 4th adult. Can be accommodated as 2 doubles; or 2 twins; or 1 double and 1 twin.

## Included in Legendary Mila Tented Camp rates

- ◊ All meals, house wines, beers, local spirits, water, tea, coffee, juice and soft drinks.
- ◊ Privately allocated safari vehicle and guide for maximum flexibility per booking.
- ◊ Unlimited game drives with picnic meals (night drives are not available within the National Park).
- ◊ Bush walks with a professional walking guide.
- ◊ Daily laundry service included.
- ◊ Wi-Fi available in main areas and tented rooms.
- ◊ Transfers between camp and the nearest airstrip (Grumeti Airstrip).
- ◊ A compulsory government Tourism Development Levy (TDL) of 1% of the per person per night rate.

## Excluded from Legendary Mila Tented Camp rates

- ◊ Park fees per person per night applicable to all guests and guides, charged separately to the accommodation rate.
- ◊ Premium wines, Champagne and spirits.
- ◊ Local and international telephone usage available at an additional charge.
- ◊ Gratuities and items/expenses of a personal nature.
- ◊ While we suggest flying into Grumeti Airstrip, guests flying into Seronera can be collected at US\$180 per transfer (maximum 6 guests).
- ◊ Additional transfers where applicable.

PARK FEES		Jan – Mar 2026 May – Jun 2026	July – Sep 2026	Oct 2026 – Jan 2027
SERENGETI NATIONAL PARK FEES Per person, per night (US\$)	PER ADULT & GUIDE	142	154	142
	PER CHILD (5 – 15 years)	37 children 4 years of age are complimentary		

*\*Please note that the above park fees are estimated and are subject to change without prior notice.*

# LEGENDARY NYASI TENTED CAMP

## Serengeti National Park

Legendary Nyasi Tented Camp is situated in the Lamai Wedge in the northern Serengeti. The camp can be booked in its entirety or can be split up as a "camp within a camp" with one half becoming an exclusive-use camp (private camp) consisting of 2 rooms and 1 family suite, valid between Jun 1 – Oct 31, 2026.

The other "half camp" consists of 4 rooms and 1 family suite. Each half of the camp is fully contained with its own lounge and dining tents to ensure guests' privacy.

CLOSURE DATES			GREEN SEASON	PEAK SEASON	PREMIER SEASON
Jan 11 – May 31, 2026			Jan 6 – 10, 2026 Nov 1 – Dec 19, 2026	Jun 1 – Oct 31, 2026	Dec 20, 2026 – Jan 5, 2027
ROOM TYPES	# OF UNITS	BASIS per night (US\$)	RECOMMENDED SELLING PRICE	RECOMMENDED SELLING PRICE	RECOMMENDED SELLING PRICE
TENTED ROOMS	6	PER ADULT	1,355	1,635	1,795
		PER CHILD (12–15 years)	680	820	900
		PER CHILD (4–11 years)	405	490	540
FAMILY TENT <i>*Available Jan 6–10, 2026 &amp; Jun 1, 2026–Jan 5, 2027</i>	1	MINIMUM RATE BASED ON 2 ADULTS / 2 CHILDREN	4,840	5,795	6,375
FAMILY TENT <i>*Available Jun 1–Oct 31, 2026</i>	1				
PRIVATE CAMP Smaller side of camp <i>*Available Jun 1–Oct 31, 2026</i>		FAMILY TENT & 2 TENTED ROOMS: 6 ADULTS / 2 CHILDREN	-	12,265	-
GUIDE ROOM	2	PER GUIDE	260		

- ◊ Rates are quoted per person per night.
- ◊ No single supplement is applicable in Green Season.
- ◊ A 50% single supplement is applicable from the first single in Peak Season and Premier Season.
- ◊ The child rate (4–15 years) is applicable to children. Children up to the age of 15 years old are required to share with an adult (an extra bed is not suitable for persons over 15 years of age). From 16 years of age, a child can occupy their own room and the adult rate applies.
- ◊ Minimum age is 4 years old due to safety regulations.
- ◊ Family tent (2 tented rooms with lounge) is suitable for 4 adults OR 2 adults and 2 children. When booking 4 adults, the family tent rate will incur an additional supplement for the 4th adult. Can be accommodated as 2 doubles; or 2 twins; or 1 double and 1 twin.

## Included in Legendary Nyasi Tented Camp rates

- ◊ All meals, house wines, beers, local spirits, water, tea, coffee, juice and soft drinks.
- ◊ Privately allocated safari vehicle and guide for maximum flexibility per booking.
- ◊ Unlimited game drives and picnic meals (night drives not available within the National Park).
- ◊ Daily laundry service included.
- ◊ Wi-Fi available in the main areas and tented rooms.
- ◊ Transfers between camp and the nearest airstrip (Lamai Airstrip).
- ◊ A compulsory government Tourism Development Levy (TDL) of 1% of the per person per night rate.

## Excluded from Legendary Nyasi Tented Camp rates

- ◊ Park fees per person per night applicable to all guests and guides, charged separately to the accommodation rate.
- ◊ Premium wines, Champagne and spirits.
- ◊ Gratuities and items/expenses of a personal nature.
- ◊ Local and international telephone usage available at an additional charge.
- ◊ Additional transfers where applicable.

PARK FEES		Jan – Mar 2026 May – Jun 2026	July – Sep 2026	Oct 2026 – Jan 2027
SERENGETI NATIONAL PARK FEES Per person, per night (US\$)	PER ADULT & GUIDE	142	154	142
	PER CHILD (5 – 15 years)	37 children 4 years of age are complimentary		
*Please note that the above park fees are estimated and are subject to change without prior notice.				

# LEGENDARY SONGA MIGRATIONAL CAMP

## Serengeti National Park and Maswa Game Reserve

Legendary Songa Migrational Camp moves seasonally between two locations: Southern Serengeti (Maswa Game Reserve) – Open Jan 6–Mar 31, 2026, and Dec 15, 2026–Mar 31, 2027. Closest airstrip: Mwiba. Northern Serengeti (Kogatende) – Open Jun 15–Oct 7, 2026. Closest airstrip: Kogatende. The camp can be booked in its entirety or can be split up as a “camp within a camp.” One half becomes a private camp (2 rooms + 1 family suite) during the southern season (Jan 6–Mar 31, 2026 & Dec 15, 2026–Mar 31, 2027). The other half includes 8 rooms and 1 family suite. Each half is self-contained with its own lounge and dining tents to ensure guest privacy.

CLOSURE DATES			PEAK SEASON	PREMIER SEASON
Apr 1 – Jun 14, 2026 Oct 8 – Dec 14, 2026			Jan 6 – Mar 31, 2026 Jun 15 – Oct 7, 2026 Jan 6 – Mar 31, 2027	Dec 15, 2026 – Jan 5, 2027
ROOM TYPES	# OF UNITS	BASIS per night (US\$)	RECOMMENDED SELLING PRICE	RECOMMENDED SELLING PRICE
TENTED ROOMS	10	PER ADULT	1,635	1,795
		PER CHILD (12 – 15 years)	820	900
		PER CHILD (4 – 11 years)	490	540
FAMILY TENT <i>*Available Jan 6 – Mar 31, 2026 &amp; Dec 15, 2026 – Mar 31, 2027</i>	1	MINIMUM RATE BASED ON 2 ADULTS / 2 CHILDREN	5,795	6,375
PRIVATE CAMP Smaller side of camp <i>*Available Jan 6 – Mar 31, 2026 &amp; Dec 15, 2026 – Mar 31, 2027</i>		FAMILY TENT & 2 TENTED ROOMS: 6 ADULTS / 2 CHILDREN	12,265	13,490
GUIDE ROOM	2	PER GUIDE	260	

- ◊ Rates are quoted per person per night.
- ◊ A 50% single supplement is applicable from the first single in Peak Season and Premier Season.
- ◊ The child rate (4-15 years) is applicable to children. Children up to the age of 15 years old are required to share with an adult (an extra bed is not suitable for persons over 15 years of age). From 16 years of age, a child can occupy their own room and the adult rate applies.
- ◊ Minimum age is 4 years old due to safety regulations.
- ◊ Family tent (2 tented rooms with lounge) is suitable for 4 adults OR 2 adults and 2 children. When booking 4 adults, the family tent rate will incur an additional supplement for the 4th adult. Can be accommodated as 2 doubles; or 2 twins; or 1 double and 1 twin.

## Included in Legendary Songa Migrational Camp rates

- ◊ All meals, house wines, beers, local spirits, water, tea, coffee, juice and soft drinks.
- ◊ Privately allocated safari vehicle and guide for maximum flexibility per booking.
- ◊ Unlimited game drives with picnic meals as well as night drives within our exclusive-use protected wildlife area (night drives not available in the northern location).
- ◊ Additional game drives in the southern Serengeti parks are available (weather and wildlife dependent).
- ◊ Daily laundry service included.
- ◊ Wi-Fi available in the main areas and tented rooms.
- ◊ Transfers between camp and the nearest airstrip (northern location: Kogatende Airstrip; southern location: Mwiba Airstrip).
- ◊ A compulsory government Tourism Development Levy (TDL) of 1% of the per person per night rate.

## Excluded from Legendary Songa Migrational Camp rates

- ◊ Concession fees per person per night applicable to all guests and guides, charged separately to the accommodation rate.
- ◊ Premium wines, Champagne and spirits.
- ◊ Gratuities and items/expenses of a personal nature.
- ◊ Local and international telephone usage available at an additional charge.
- ◊ Additional transfers where applicable.

CAMP LOCATION	OPEN DATES	PARK / CONCESSION FEES	
SOUTHERN SERENGETI (MASWA GAME RESERVE) Concession fees apply. Per person, per night (US\$)	Jan 6 – Mar 31, 2026 Dec 15, 2026 – Mar 31, 2027	PER ADULT & GUIDE	240
		PER CHILD (4 - 15 years)	190
SERENGETI NATIONAL PARK FEES Children 4 years of age are complimentary. Per person, per night (US\$)	Jun 15 – 30, 2026 Oct 1 – 08, 2026	PER ADULT & GUIDE	142
		PER CHILD (5 – 15 years)	37
	Jul 1 – Sep 30, 2026	PER ADULT & GUIDE	154
		PER CHILD (5 – 15 years)	37

*\*Please note that the above concession and park fees are estimated and are subject to change without prior notice.*

## Exclusive offers

<p>TRUE. WILD. (FLY) FREE.</p> <p><b>Receive complimentary internal flights and road transfers.</b></p>	<p>Book any of our True. Wild. (FLY) Free packages to receive complimentary internal flights and road transfers between Legendary Expeditions and Chem Chem Safari properties across northern Tanzania.</p> <p>Valid: all year.</p> <p>For package options and terms and conditions, please contact our Travel Designers or visit our website here: <a href="#">True.Wild. (FLY) Free</a>.</p> <p>Note: this promotion replaces the former 'Connected Adventure' offer.</p>
<p>LEGENDARY LODGE EXTENDED STAY</p> <p><b>Receive a 45-minute massage and complimentary lunches.</b></p>	<p>When booking a stay of 2 consecutive nights or more at Legendary Lodge in Arusha, receive a complimentary 45-minute massage as well as complimentary lunches, valued at US\$220 per person.</p> <p>Valid: Jan 06 – Dec 19, 2026</p>

## Booking information

### Additional services and experiences

- ◇ ARRIVAL & DEPARTURE: Check-in time: 14h00. Check-out time: 10h00. To guarantee an early check-in, a pre-night stay must be booked, subject to availability.
- ◇ PACKED BREAKFAST OR LUNCH: Available at all properties. US\$40 per guest, complimentary for driver/guide when arranged in conjunction with guest, packed lunches, otherwise US\$40 per driver/guide.
- ◇ GARDEN PICNIC LUNCH: Available for in-house guests at Legendary Lodge. US\$125 excluding drinks, US\$ 150 including selected drinks, for a minimum of 2 guests. Additional guests: US\$ 62.50 excluding drinks, US\$ 75 including drinks. Not available after 17:00. Pre-book 24 hours in advance, subject to availability and weather.
- ◇ SCENIC HELICOPTER FLIGHTS: Pre-booking is essential, this includes helicopter flights and transfers. Please enquire with our team for more information.
- ◇ BALLOON SAFARIS: Seasonal availability at Legendary Mila Tented Camp and Legendary Songa Migrational Camp (North). Not available in the southern Serengeti due to road and weather conditions. Enquire for details.
- ◇ SAFARI VEHICLE AND DRIVER ONLY (Private vehicle includes driver only.)  
Excludes a guide, accommodation, meals, transfers or flights & park/concession fees:
  - US\$250 per vehicle per full day — within Arusha and surrounds and less than 200km.
  - US\$400 per vehicle per full day — more than 200km in total (eg. Ngorongoro, Tarangire, Manyara).
- ◇ SAFARI VEHICLE & GUIDE (Excludes accommodation, meals, transfers or flights, and park/concession fees):
  - US\$450 per vehicle per full day — within Arusha and surrounds and less than 200km.
  - US\$650 per vehicle per full day — more than 200km in total (eg. Ngorongoro, Tarangire, Manyara).
  - Should a Legendary Expeditions specialist guide be specifically requested by name (strictly subject to availability), please note an additional charge of US\$250 will be incurred, if requested within 60 days prior arrival, in to order to relocate the requested guide from their base safari camp/lodge to the desired meeting point, as well as returning the guide to their base camp/lodge on completion of their safari. \*Please note this excludes any other costs that may be associated with the guide traveling with the guests between multiple camps or for additional reasons.

### Professional guide information

- ◇ Meals and drinks, as indicated per lodge or camp, are included for professional guides when dining with guests.
- ◇ Conservation fees are excluded and must be added as applicable.
- ◇ At the discretion of management and subject to availability, a professional guide may be upgraded to a guest tent/suite.
- ◇ Additional permits for night game drives or bush walks will be charged per property based on guest activities.

### Friedkin Conservation Fund Tanzania (FCFT)

Your voluntary contribution of US\$85 per safari camp/lodge (excludes Legendary Lodge) booking goes directly into FCFT's community projects. Our projects focus on education, health, and income generation activities for the communities surrounding our areas. Booking your safari with Legendary Expeditions makes a significant and meaningful difference to our communities — thank you for your generosity. This amount can be removed if requested.

### Tanzania's Mandatory Travel Insurance

Tanzania has announced the introduction of a mandatory travel insurance fee of US\$44 for all foreign non-residents entering the country, regardless of the purpose of visit. Part of the 2025/2026 fiscal budget, the new policy is intended to provide coverage for medical emergencies, accidents, baggage issues, and other unforeseen incidents during a traveller's stay. Once issued, the non-refundable policy will remain valid for 62 days



# Booking terms & conditions

## Booking policy

- ◇ Booking terms and conditions may be changed at the discretion of management without prior notice.
- ◇ We hold provisional bookings for 14 days.
- ◇ A written confirmation is required and the 25% non-refundable deposit is due within seven days of the written confirmation. Payable via EFT (Electronic Fund Transfer)
- ◇ The 75% balance of the payment is due at least 60 days prior to the arrival date.
- ◇ The amount stated on the invoice needs to be received by Legendary Expeditions in full. ALL bank charges relating to the payment are the responsibility of the client

## Cancellation policy

+61 days to arrival	25% non-refundable deposit retained
60 - 46 days to arrival	50% cancellation fees apply
45 - 0 days to arrival	100% cancellation fees apply

- ◇ Cancellation is calculated on the accommodation, concession fees and confirmed flights (scheduled and or charter flights)
- ◇ Cancellations must be received in writing and will only be valid when receipt is acknowledged in writing.
- ◇ We reserve the right to amend these terms and conditions with sufficient notice.

For circumstances arising beyond the Company's control necessitating an alternative arrangement to be made to ensure the safety of the guests' program. Late arrivals, no-shows and early departures will be charged in full for lost travel time, change of accommodation or any amendments after departure. No refunds will be given.

## Bank details

Account Name: Mwiba Holdings Ltd Sales Collection (USD)  
 Account Number: 002 4000990  
 Detail: ABSA Bank Tanzania Limited  
 Account Currency: USD  
 SWIFT No: BARCTZTZ

Account Name: Mwiba Holdings LTD Sales Collection (TZS)  
 Account Number: 002 6014646  
 Detail: ABSA Bank Tanzania Limited  
 Account Currency: TZS

Note: Remitters are required to pay all transaction fees, both their local and any intermediary banks.