

ECCA LODGE



LODGE & ACCOMMODATION OVERVIEW

Airy and open, Eccca Lodge invites guests to live with the landscape very much at the centre of the experience. Each suite opens onto wraparound wooden decks with private plunge pools and outdoor showers, encouraging time spent outside and immersed in the wilderness. Indoors, the sense of comfort is immediate, with super-king beds, spacious bathrooms and individual lounge areas that feel calm and considered. The lodge comprises six suites in total: three Private Vehicle Suites, each offering an exclusive safari experience with a dedicated vehicle, guide and tracker, and three Luxury Safari Double Suites, positioned slightly apart for added privacy and sharing a safari vehicle with a guide and tracker.

LODGE FACILITIES

NUMBER OF SUITES	3 Double 3 Private Vehicle
CHILDREN	All ages welcome
CHILD-MINDING	✓ No additional cost
FENCED / PATROLLED	✓ Unseen fence
CHECK-IN	13:00
CHECK-OUT	11:00
CREDIT CARDS	✓
VEHICLE & RANGER	Open – up to 6 guests*
MAXIMUM GUESTS	12 Adults & 6 Children
ELECTRICITY	220V
INTERNATIONAL PLUG	✓ In hairdryer bag
CONNECTIVITY	Wi-Fi & limited cell service
SWIMMING POOL	✓ Private plunge pool per suite
KEEP FIT	✓ Gym in a bag
SPA FACILITIES	In-room treatments
CURIO SHOP / BOUTIQUE	✓

SUITE FACILITIES

EXTRA BEDS	✗
AIR-CON	✓
FAN	✓
PRIVATE POOL	✓ Pool nets available
MOSQUITO NETS	✗ Malaria free
BATH	✓
SHOWER	✓ Indoor & Outdoor
IN-ROOM SAFE	✓
DOUBLE VANITY	✓
COMPLIMENTARY MINI BAR	✓
COFFEE & TEA STATION	✓
TELEPHONE	✓
HAIRDRYER	✓
LAUNDRY	✓
DISABLED ACCESS	✗
SQM	78 m ²

*A Private Vehicle Suite accommodates either a minimum of two adults, or a maximum of two adults and two children under 12.

Children under 12 are not permitted on shared safari vehicles associated with the Luxury Suites, which accommodate a maximum of six guests per vehicle.



ECCA LODGE

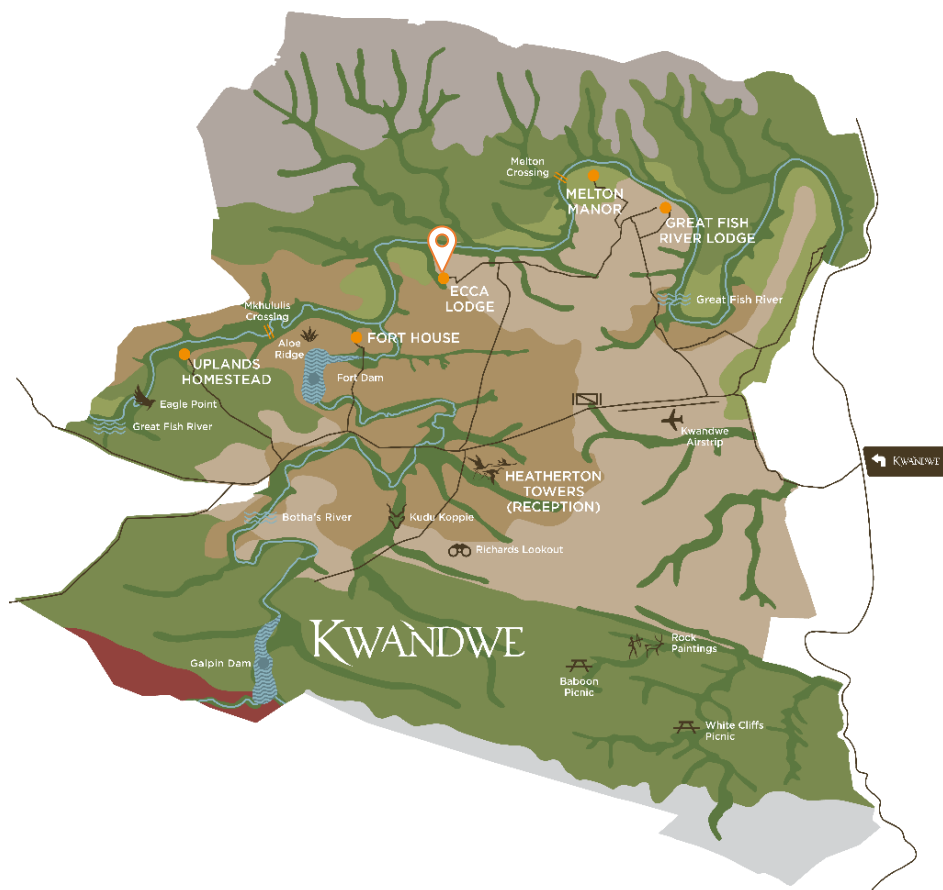
LOCATION & ATMOSPHERE

LANDSCAPE Set in the heart of Kwandwe in thick vegetation overlooking a secluded valley, Eccca Lodge offers breathtaking views of an escarpment of steep shale cliffs.

FOOD Savour the freshness of locally sourced ingredients, transformed into simple yet exquisite dishes. Indulge in culinary artistry that celebrates the region's flavors, from the deeply rich to the delightfully divine.

FEELING With just six suites—three Private Vehicle Suites and three Luxury Safari Double Suites—the lodge offers an intimate, relaxed atmosphere. The design reflects understated elegance, with natural tones and textures that blend seamlessly into the surrounding landscape.

HIGHLIGHTS Expansive wooden viewing decks with exceptional views and a rim-flow lap pool.



EXPERIENCE KWANDWE PRIVATE GAME RESERVE

At Kwandwe Private Game Reserve, connection to the land, wildlife, our communities and conservation lies at the heart of every experience. Take time to explore our 30,000 hectares of wilderness, hear the stories it holds close, and share your #kwandwemoments with us.

ACTIVITIES AT ECCA LODGE

GAME DRIVES	✓ Twice daily	PRIVATE SAFARIS	✓ Enquire. Private vehicle, guide & tracker included for Private Vehicle Suites
BUSH WALKS	✓ Guided bush walk with armed specialist guide. Adapted to guest age & conditions. Pre-booking req.	SPECIALIST SAFARIS	✓ Enquire: Photographic, Walking (16 yrs+) & Birding Specialists. Pre-booking req.
VOLUNTEER	✓ Enquire	CHILD-MINDING	✓ No additional charge
SPA TREATMENTS	✓ In-room	FISHING	✓ Enquire
BOUTIQUE	✓ Main lodge	FAMILY ACTIVITIES	✓ Enquire

PLEASE NOTE: All double rooms at Kwandwe Private Game Reserve can be made into twin beds on request. Enquire for special occasions, specialist safari experiences and special requests.

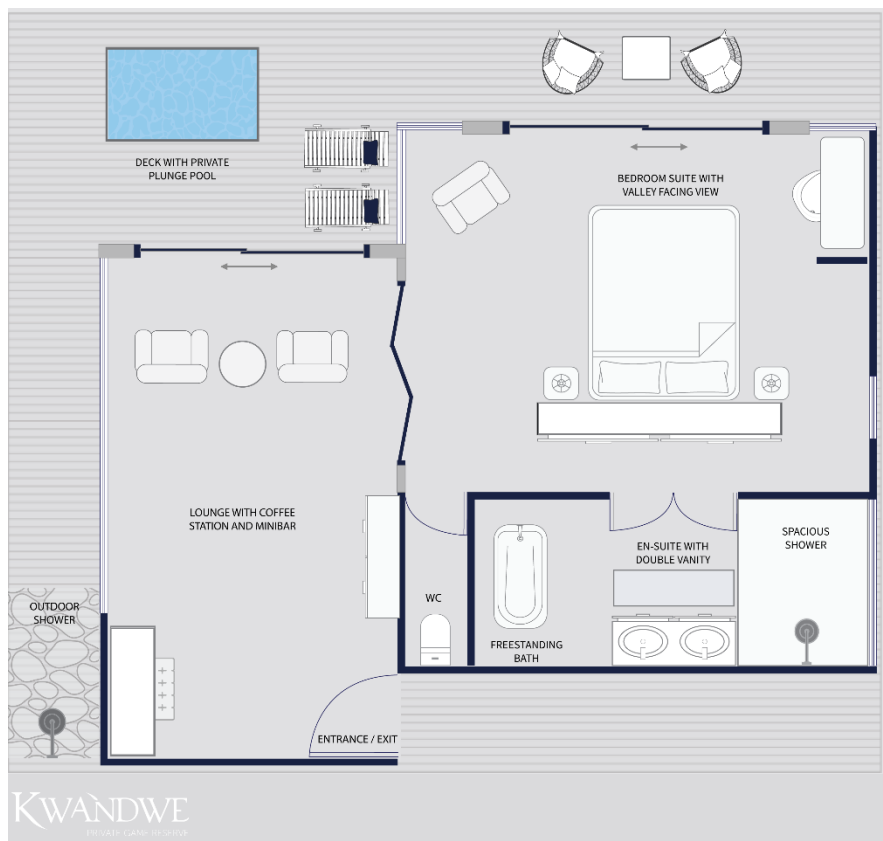


ECCA LODGE

LODGE LAYOUT

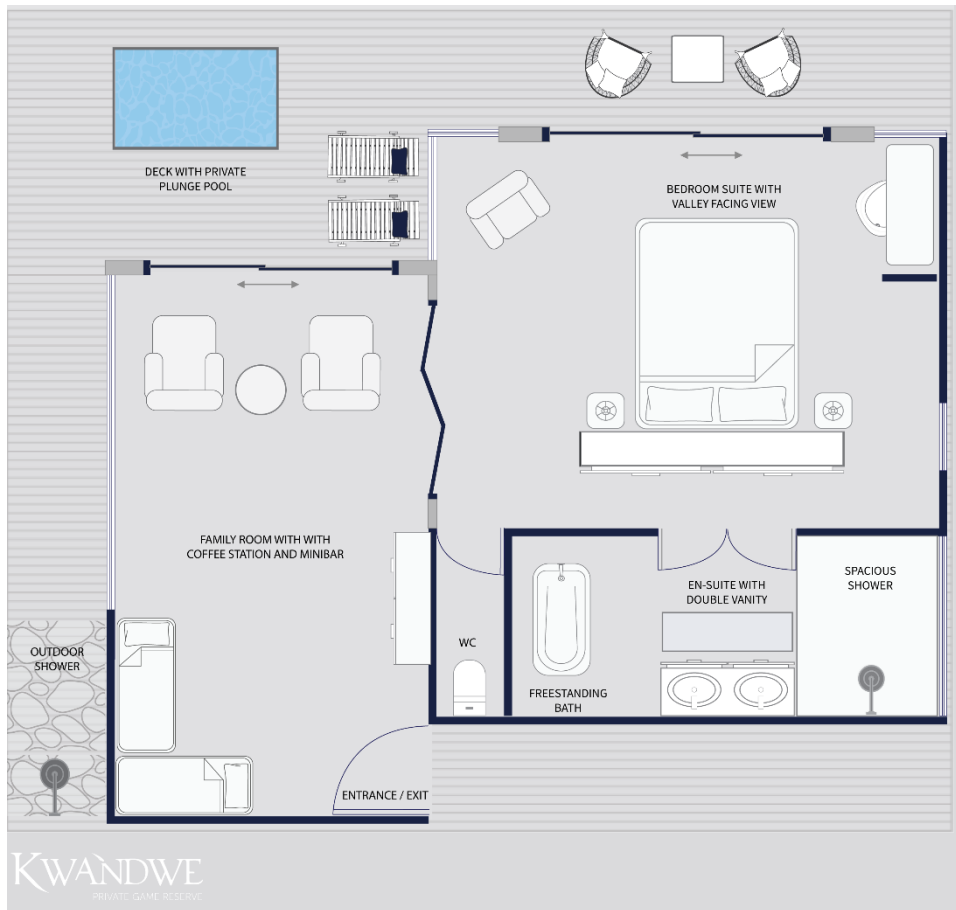


LUXURY SAFARI DOUBLE SUITE LAYOUT



ECCA LODGE

PRIVATE VEHICLE SUITE LAYOUT



ARRIVING AT KWANDWE PRIVATE GAME RESERVE

All guests arriving at Kwandwe Private Game Reserve are warmly welcomed at **HEATHERTON TOWERS**, the reserve's reception and guest arrival point. This historic building marks the beginning of your Kwandwe experience, where our team will greet you before you continue your journey in a Kwandwe safari vehicle to your lodge. Please use the following GPS coordinates for your arrival: [-33.146321, 26.525600](#).

A Conservation Safari

SHAPED BY PURPOSE | DEFINED BY SPACE | COMMITTED TO PRESERVATION

