



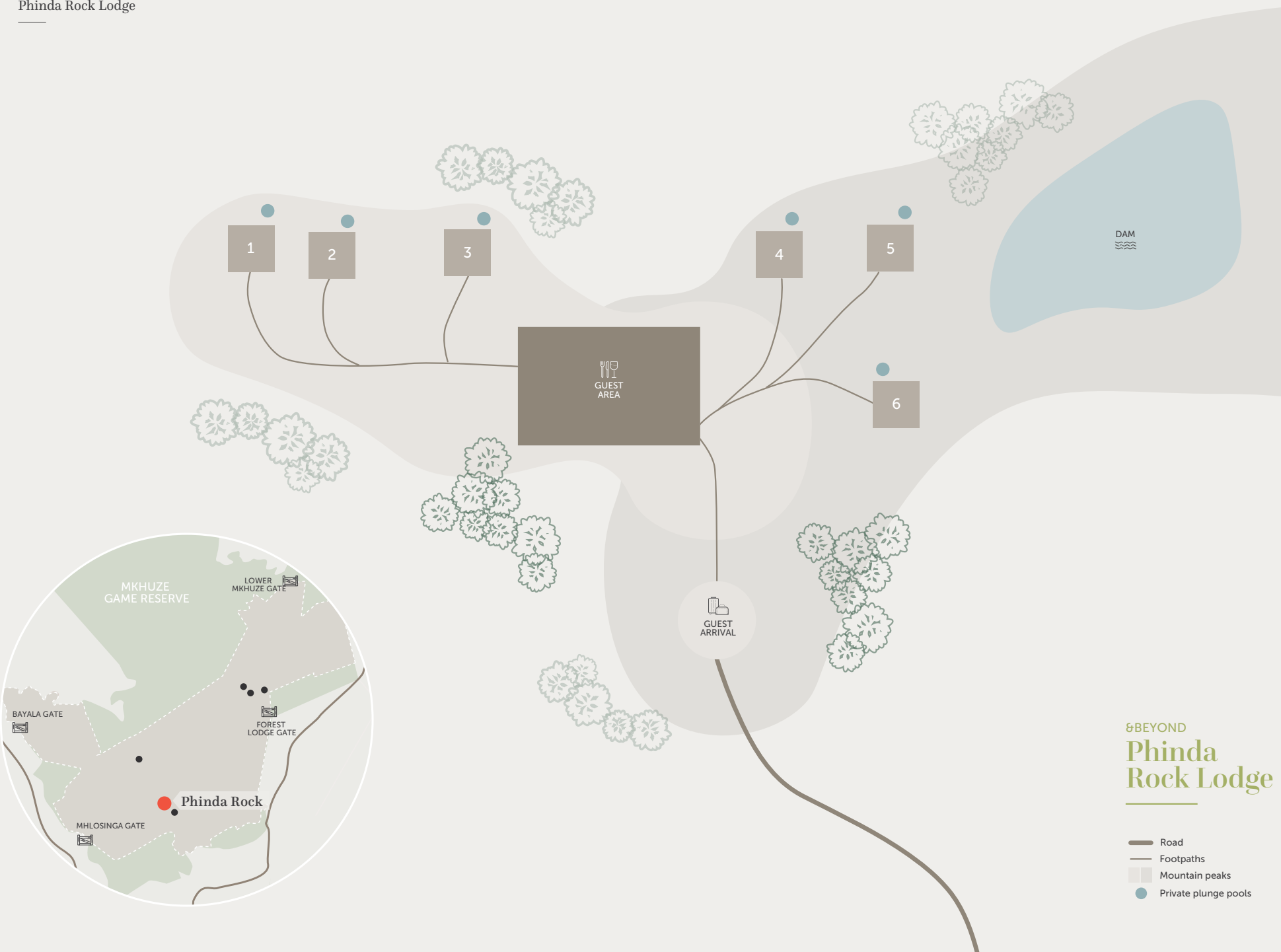
&BEYOND

&BEYOND PHINDA ROCK LODGE

# Rock Suites



DISCOVER &BEYOND PHINDA PRIVATE GAME RESERVE  
 Phinda Rock Lodge





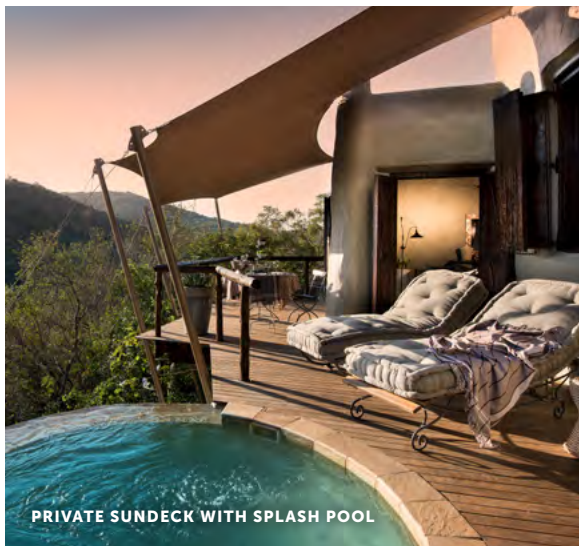
&BEYOND SOUTH AFRICA

DISCOVER &BEYOND PHINDA PRIVATE GAME RESERVE

Phinda Rock Lodge Accommodation

# Intimate and dramatic

Rock Lodge boasts 6 magnificent and intimate Suites, each with dramatic views across the Zululand Valley.



PRIVATE SUNDECK WITH SPLASH POOL



STYLISH BEDROOM IN YOUR ROCK HAVEN



OUTDOOR SHOWER WITH A VIEW

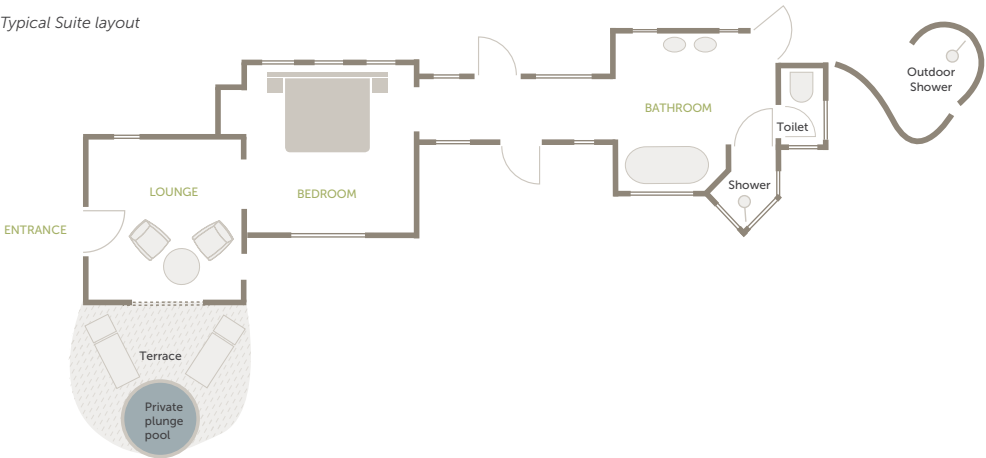
DISCOVER &BEYOND PHINDA PRIVATE GAME RESERVE  
 Phinda Rock Lodge Accommodation

SUITE

6 Suites / Max. 2 guests per Suite



Typical Suite layout



IDEAL FOR COUPLES

Rock Lodge boasts six Suites that are seemingly suspended over the deep valley below, providing breathtaking views. Each romantic Suite boasts solid wooden shutters and doors, which open onto a private plunge pool and viewing deck. Featuring spacious ensuite bathrooms, several of the Suites also offer outdoor showers, providing some of the most scenic alfresco bathing on the African continent.

ROOM FACILITIES

Suite size (square meters)	72
Private veranda	Yes, with daybed
Private plunge pool	Yes
Personal bar	Yes
Personal coffee station	Yes
Air conditioning / heating	Yes
Overhead fans	Yes
Mosquito nets	No, sealed room
Bath	Yes
Shower	Indoor and outdoor (all but 2 Suites)
Seperate WC	Yes
Telephone	Yes
Hairdryer	Yes
Internet access	Yes
In-room safe	Yes
Plug type	220V AC Plug Type C, D, M, N Adapters available
Triple bed option	No
Twin bed option	Yes, however, beds are within the same bedframe
Double bed option	Yes
Wheelchair accessibility	Not suitable for those with mobility issues





andBEYOND



@andbeyondtravel  
#seewhatliesbeyond

andBeyond.com