



&BEYOND

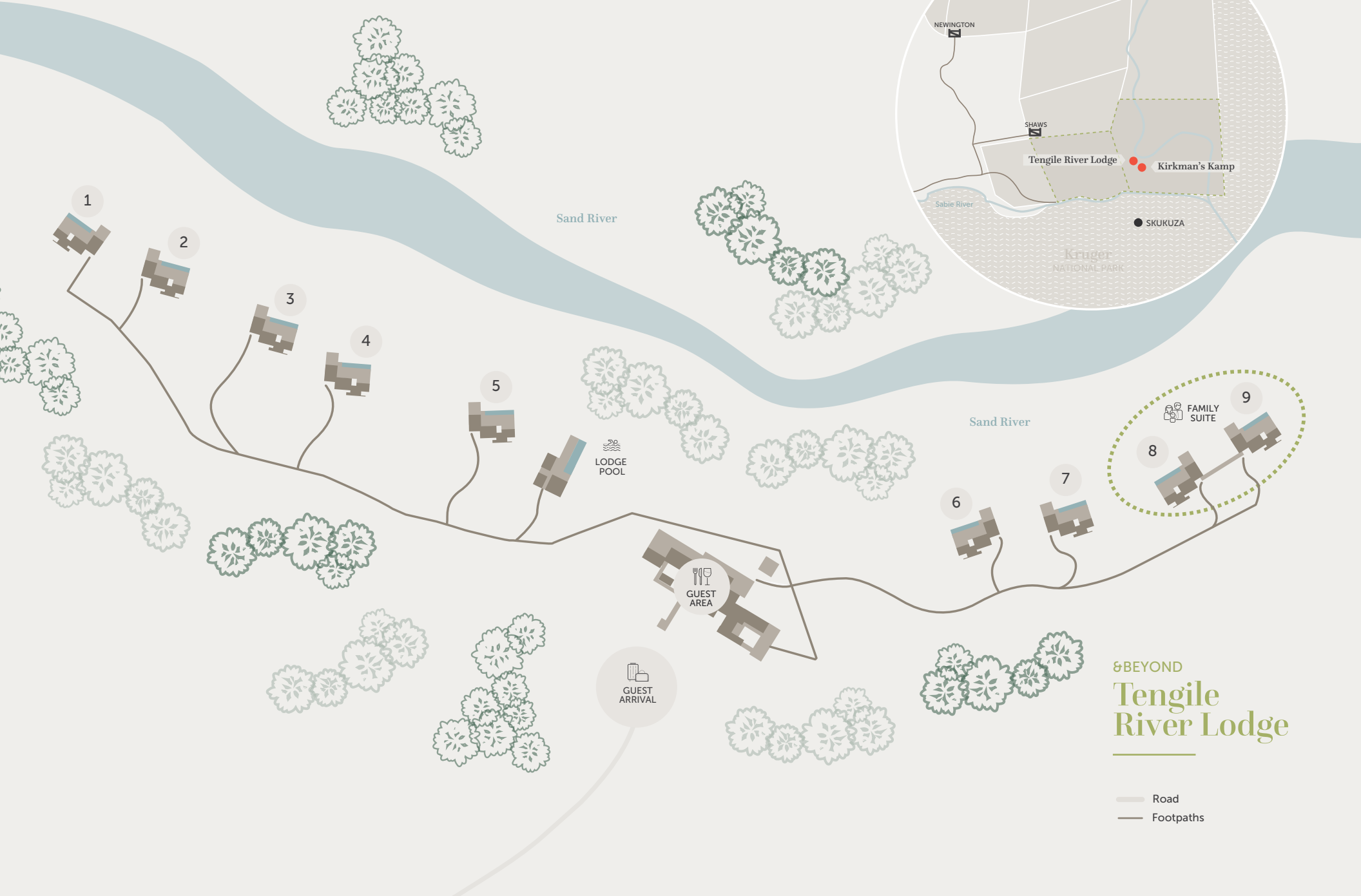
&BEYOND TENGILE RIVER LODGE

# Tengile suites





DISCOVER THE SABI SAND NATURE RESERVE  
&Beyond Tengile River Layout



&BEYOND  
**Tengile  
River Lodge**

— Road  
— Footpaths

&BEYOND SOUTH AFRICA

DISCOVER THE SABI SAND NATURE RESERVE

&Beyond Tengile River Lodge Accommodation

# An indescribable haven

&Beyond Tengile River Lodge boasts nine enormous stilted Suites, each with 180-degree uninterrupted views of the Sand River.



LUXURIOUS BATHROOM WITH ALL THE AMENITIES



CONTEMPORARY LOUNGE WITH PERSONAL BAR



SPACIOUS DECK WITH PRIVATE POOL



DISCOVER THE SABI SAND NATURE RESERVE  
Beyond Tengile River Lodge Accommodation

SUITE

9 Suites / Max. 2 guests per Suite

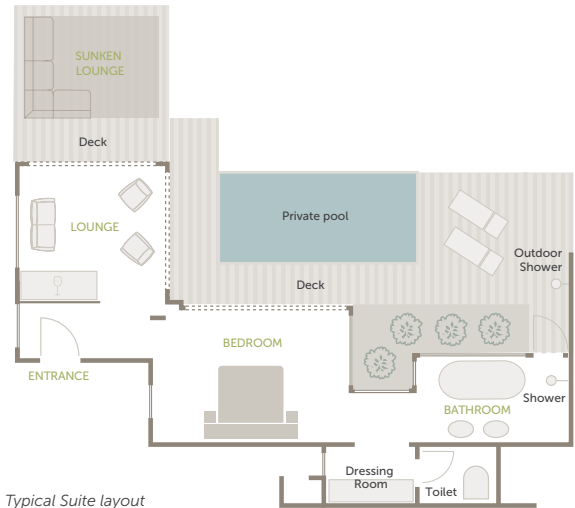


IMMENSE LUXURY

This magnificent lodge features nine enormous, air conditioned, secluded suites, each with panoramic river views. In addition to a master bedroom, bathroom and outdoor shower, there is a lounge, dining area, fully-stocked bar, coffee station and outdoor area that is guaranteed to take your breath away. A private plunge pool on your spacious deck comes complete with sunken outdoor lounge looking out onto the famed Sand River.

ROOM FACILITIES

Suite sizes	204 m <sup>2</sup> (669 ft <sup>2</sup> )
Private veranda	Yes
Private plunge pool	Yes
Personal bar	Yes
Personal coffee station	Yes
Air conditioning / heating	Yes
Overhead fans	Yes
Mosquito nets	No, sealed room
Bath	Yes
Shower	Indoor and outdoor shower
Seperate WC	Yes
Telephone	Yes
Hairdryer	Yes
Internet access	Yes
In-room safe	Yes
Plug type	220V AC Plug Type C, D, M, N Adapters available
Triple bed option	No
Twin bed option	Yes, however, beds are within the same bedframe
Double bed option	Yes
Wheelchair accessibility	Yes, with assistance



Typical Suite layout

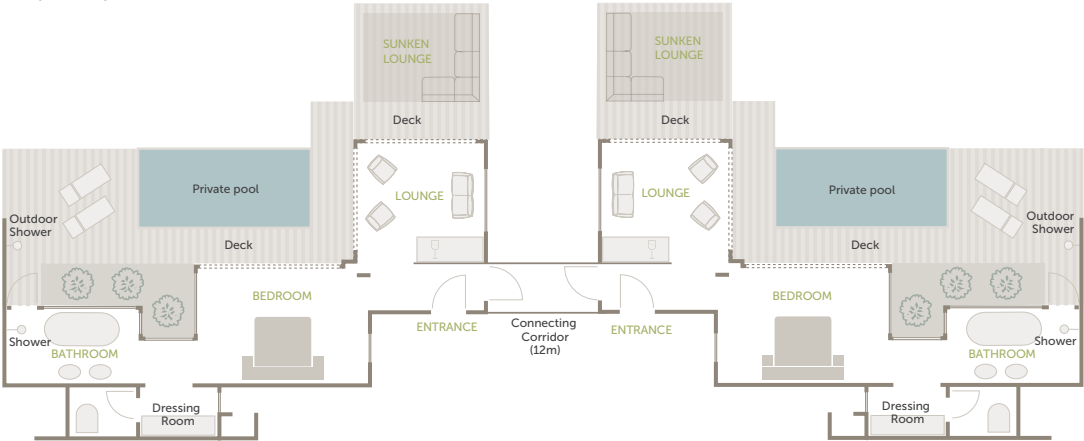
DISCOVER THE SABI SAND NATURE RESERVE  
Beyond Tengile River Lodge Accommodation

FAMILY SUITE

1 interconnected Family Suite / Max. 2 adults and 2 children



Family Suite layout



LINKED IN EXCLUSIVITY

For families or small groups, two of the lodge's regular suites are joined by a 12 m (39 ft) covered walkway to create a Family Suite. Each suite has its own master bedroom that can be made into a double or a twin bed. The same bathroom and outdoor area as all the suites graces the two family rooms.

ROOM FACILITIES

Suite sizes	204 m <sup>2</sup> (669 ft <sup>2</sup> ) each – two suites
Private veranda	Yes
Private plunge pool	Yes
Personal bar	Yes
Personal coffee station	Yes
Air conditioning / heating	Yes
Overhead fans	Yes
Mosquito nets	No, sealed room
Bath	Yes
Shower	Indoor and outdoor shower
Seperate WC	Yes
Telephone	Yes
Hairdryer	Yes
Internet access	Yes
In-room safe	Yes
Plug type	220V AC Plug Type C, D, M, N Adapters available
Triple bed option	No
Twin bed option	Yes, however, beds are within the same bedframe
Double bed option	Yes
Wheelchair accessibility	Yes, with assistance





6 BEYOND



@andbeyondtravel  
#seewhatliesbeyond

andBeyond.com