



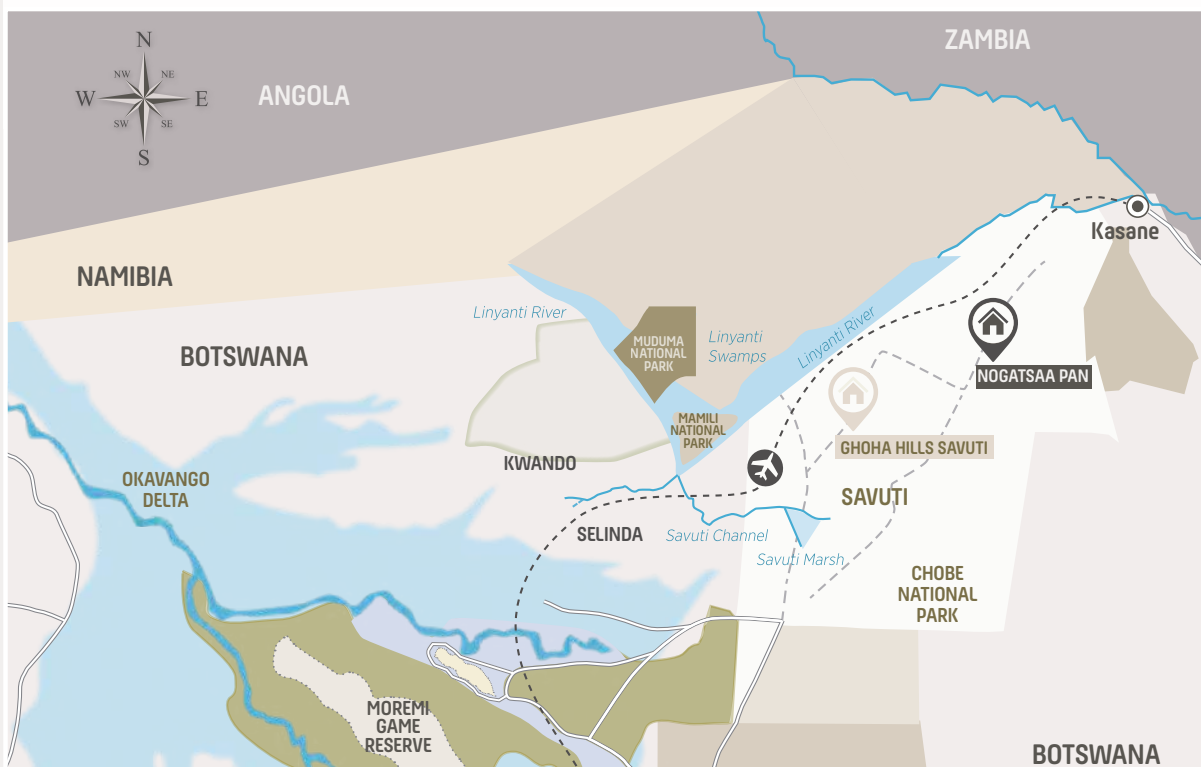
***Nogatsaa Pans Chobe Lodge** is in the heart of Chobe National Park with some of the best game viewing right on the doorstep. The area remains remote and untouched ensuring an authentic Botswana experience in an area dotted with hides overlooking open grasslands, clay bottom pans and waterholes. Strategically placed for sweeping views of the Kwikamba Pan – the biggest of many clay bottom pans dotting the area – **Nogatsaa Pans Chobe Lodge** offers guests a true in-the-bush Safari Experience reminiscent of yesteryear.*

The main area boasts open dining area, bar and various seating areas. The raised viewing deck showcases Botswana night sky with great stargazing opportunity

12 Classically elegant tents on raised platforms with sweeping views of Kwikamba Pan, en-suite bathrooms, adventurous outdoor showers, lavish eco-friendly guest amenities and white percale cotton linen ensure an exquisite sense of luxury.

Game drives take place on a network of roads that includes the Ngwezumba River bed and meander through teak forests, a section of land that is rich with bird life.

***Nogatsaa Pans** has Eco Tourism Certification for their low impact on the environment and the latest solar & waste disposal systems in place.*



***We focus on excellent service and pampering the soul
with relaxation while you are on Safari***

TENTED ROOMS

12 Luxury Tented Rooms – 28 Pax Capacity

10 Twin / Super King Luxury Tented Rooms – Super King/2 x 3/4 bed - sleeps 2 per room

2 Family Luxury Tented Rooms with 2 separate rooms separated by a seating area with entrance to bathroom leading off this. Bed configuration can be King Bed or 2 x Twin beds per room.



ACCOMMODATION & FACILITIES

ROOMS	10 Luxurious Double/Twin Tented Rooms – Super King Bed / 2 x 3/4 Beds 2 Luxurious Family Tented Rooms with 2 separate rooms separated by a seating area with entrance to bathroom leading off this. Bed configuration can be King Bed or 2 x Twin beds per room.
PILOT / GUIDE	1 x Pilot/Guide Room (<i>not same standard as guest rooms</i>)
LOUNGE AREA	Large multi seating area , two lounge areas and dining area, elevated platform for viewing and bar on large deck
DINING	Various indoor and outdoor dining
SPA	Various Massage Treatments are available in room
BOMA	Campfire area under the stars
CURIO SHOP	Accepts cash and credit card payments
LAUNDRY	Daily laundry service available
ELECTRICITY	Solar farm supplying renewable energy
LIBRARY	Books on animals, flora and fauna are available to read at leisure
WIFI	Available at Main Area only
TELEPHONE	No telephone communication available. The lodge has a satellite phone and radio for emergencies
CHILDREN	6+ years – <i>See child policy for more information</i>
GAME DRIVES	Shared game drives – vehicles seat 6 guests – <i>private game vehicles available at an extra cost</i>
SWIMMING POOL	Pool with separate deck with easy access from the main area and great views of the Kwikamba Pans



We are a small intimate lodge with only 12 rooms

ROOM FACILITIES

Private viewing deck overlooking the Kwikamba Pan

En-suite bathrooms with double vanity, separate toilet and separate shower and an adventurous outdoor shower

Superbly appointed furniture and fittings complemented with lime-washed wooden floors.

Luxury eco-friendly guest amenities including insect repellent, shampoo and conditioner

High quality Linen and Towels to ensure your every comfort

Gowns and slippers for your use

Comfortable armchairs to enjoy the views or catch up on some reading

Cupboard with hanging space

Luggage rack

Standing fan

Power point for charging photographic equipment and cell phones.

Personal safe with personalised digital settings

Flashlight for your use in the room

Air horn for in case of an emergency

ACTIVITIES

Morning & Afternoon game drives in open 4 x 4 safari vehicle on a network of roads that includes the Ngwezumba river bed and meander through teak forests, a section of land that is rich with bird life

Birdwatching

Stargazing

Sundowner Drives


Private Dinners

Private Viewing Hides

Overlooking Pans

Arm Chair Safari

Spa - Experience the secrets of relaxation In-Room





TYPICAL DAY ON SAFARI

This is a guideline of what your day will be like on Safari. These programs are flexible and will be discussed with you and your travel companions on a daily basis

WINTER/SUMMER

05:30 / 05:00	Early morning wake-up call
06:00 / 05:30	Continental breakfast served in the dining area
06:30 / 06:00	Leave for morning activity (approximately 3 - 4 hours)
12:00 / 13:00	Lunch is served at the dining area
<i>Siesta time Relax and enjoy the lodge facilities and surroundings</i>	
16:00 / 16:00	High Tea in the Restaurant
16:30 / 16:30	Sundowner Game (approximately 2 hours)
18:30 / 18:30	Return to Lodge
19:30 / 19:30	Dinner is served at the dining area

LOCATION

Nogatsaa Pans Lodge, Chobe is built on the edge of Kwikamba Pan in Nogatsaa area of Chobe National Park in the eastern part the park approximately 80 km from Kasane

HOW TO GET THERE

4 X 4 VEHICLE

Road transfer is approximately 2 hours taking you through parts of Chobe, some local villages and different 4 x 4 terrains. Transfers can be pre-booked at time of reservation from Kasane Airport. (Minimum 2 people)

SMALL AIRCRAFT (Nogatsaa Airstrip)

Kasane Airport	15 minutes in air plus 8 minutes road transfer
Maun Airport	50 minutes in air plus 8 minutes road transfer

(Minimum 2 people) - Luggage Restrictions

HELICOPTER

Kasane Airport to Nogatsaa Pans	24 minutes
Nogatsaa Pans to Ghoha Hills	30 minutes

(Minimum 2 people) - Luggage Restrictions

LUGGAGE RESTRICTIONS

Personal baggage shall be limited to a maximum of 20kg per person (small soft duffel bags including hand luggage)

GPS CO-ORDINATES

S 18°19'19.45" E 24°53'12.44"

GENERAL TRAVEL INFO

MALARIA

Malaria is prevalent during the mid to late rainy season (January to May) but one should always take precautionary measures. Consult your local GP for preventative malaria prophylaxis. Use insect repellents, sleep under mosquito nets and during the day wear light long sleeved clothing.

WEATHER


The Chobe region has two very distinct seasons and experiences hot, wet summer and cool, dry winters.

The rainfall period occurs November to April and daytime temperatures during this period average at 35 degrees Celsius.

During May to September the days are moderate, but the mornings and evenings are cold. Humidity in the Chobe area is low.

WHAT TO PACK

- Summer months are hot and humid. Cool cotton clothing advised
- Comfortable walking shoes
- Sun hat, sunglasses and sunblock
- Cameras and extra SD Cards and binoculars
- Light, neutral coloured clothing
- Bathing suit
- Warm jackets essential in winter (May – Oct)
- Beanie and gloves – the mornings are cold during winter



NOGATSAA PANS
CHOB E

www.ghohahills.com
reservations@ghohahills.com

