



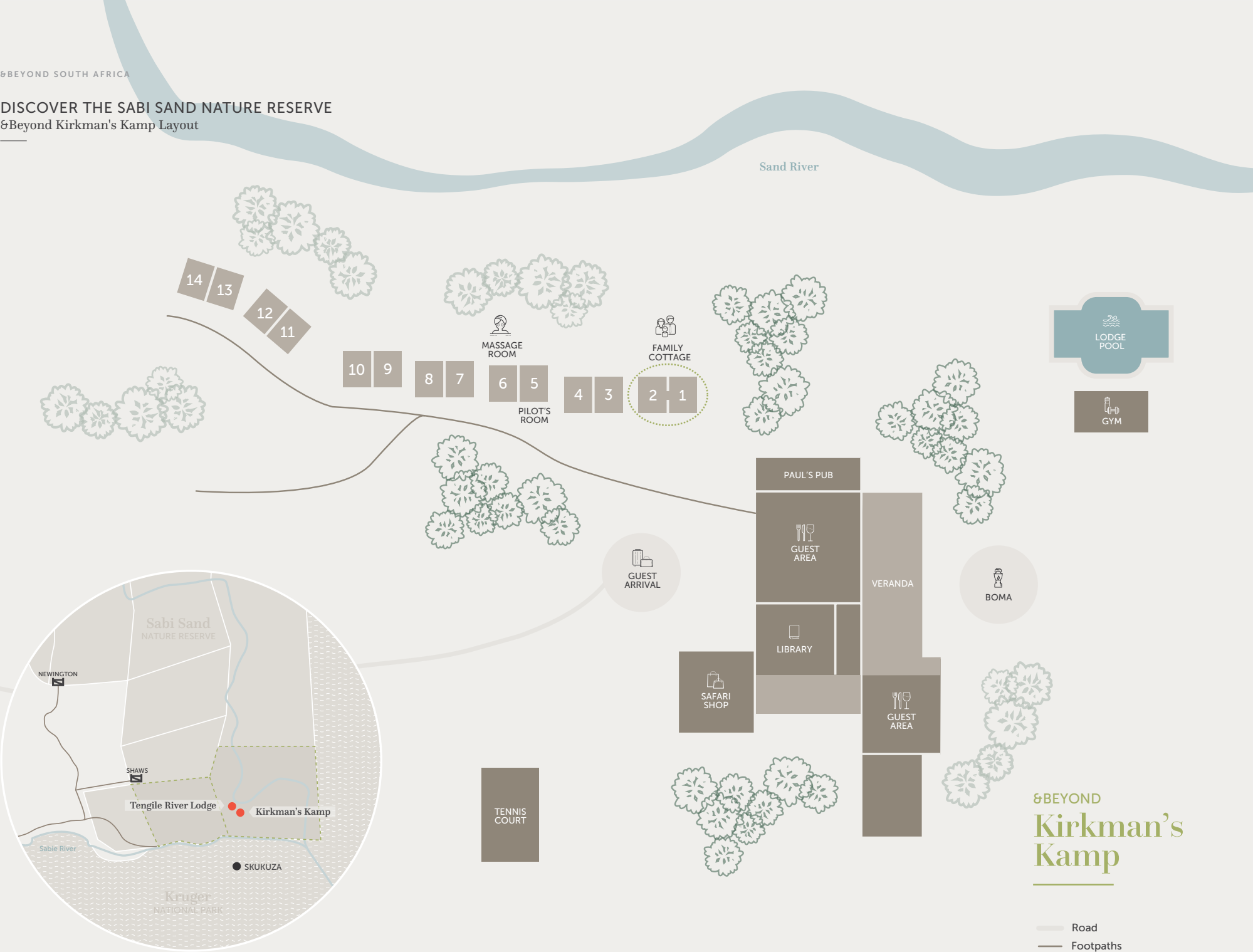
& BEYOND

DISCOVER & BEYOND KIRKMAN'S KAMP

Kirkman's cottages



DISCOVER THE SABI SAND NATURE RESERVE
&Beyond Kirkman's Kamp Layout



&BEYOND SOUTH AFRICA

DISCOVER THE SABI SAND NATURE RESERVE
&Beyond Kirkman's Kamp Accommodation

Old world charm

&Beyond Kirkman's Kamp boasts 12 intimate Cottages, including 1 Family Cottage, each with glorious Sand River views. Each luxurious and spacious cottage consists of one bedroom with an ensuite bathroom and private veranda.



CONTEMPORARY & STYLISH BEDROOM



OUTDOOR SEATING WITH A VIEW



1920s GLAM BATHROOM

DISCOVER THE SABI SAND NATURE RESERVE
& Beyond Kirkman's Kamp Accommodation

COTTAGE

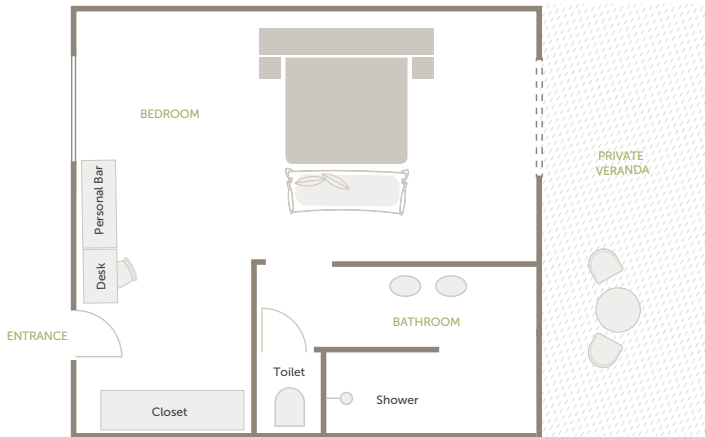
12 Cottages / Max. 2 guests per Cottage



SPECTACULAR VIEWS
Kirkman's Kamp's 12 air-conditioned guest cottages are reminiscent of an old farmstead, and each faces the glorious Sand River where elephants and other wild animals roam free. The cosy rooms each have an ensuite bathroom with a shower, plus a private outdoor veranda boasting magnificent Sabi Sand views.

ROOM FACILITIES

Cottage sizes	Approx. 34 m ² (111.5 ft ²)
Private veranda	Yes
Private plunge pool	No
Personal bar	Yes
Personal coffee station	Yes
Air conditioning / heating	Yes
Overhead fans	Yes
Mosquito nets	No, sealed room
Bath	No
Shower	Yes, indoor shower only
Seperate WC	Yes
Telephone	Yes
Hairdryer	Yes
Internet access	Yes
In-room safe	Yes
Plug type	220V AC Plug Type C, D, M, N Adapters available
Triple bed option	Yes, for children 3 – 16 years, sharing with one or two adults Subject to availability
Twin bed option	Yes
Double bed option	Yes
Wheelchair accessibility	Yes, with assistance, but not recommended



Typical Cottage layout

DISCOVER THE SABI SAND NATURE RESERVE
& Beyond Kirkman's Kamp Accommodation

FAMILY COTTAGE

1 interconnected Family Cottage / Max. 2 adults and 2 children

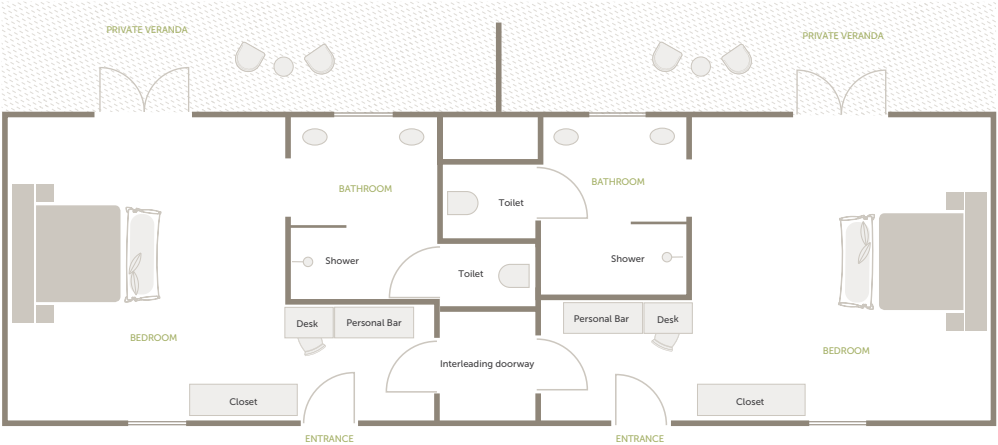


QUALITY FAMILY-TIME
Kirkman's Kamp has one Family Cottage, which is two regular cottages with an interleading doorway. The spacious Family Cottage has two bedrooms each with its own private ensuite bathroom and outdoor veranda. The interleading doorway between the two cottages provides families with the necessary privacy, but also allows for much-needed quality time.

ROOM FACILITIES

Cottage sizes	Approx. 34 m ² (111.5 ft ²) each – two cottages
Cottage configuration	Two cottages with an interleading doorway
Private veranda	Yes
Private plunge pool	No
Personal bar	Yes
Personal coffee station	Yes
Air conditioning / heating	Yes
Overhead fans	Yes
Mosquito nets	No, sealed room
Bath	No
Shower	Yes, indoor shower only
Seperate WC	Yes
Telephone	Yes
Hairdryer	Yes
Internet access	Yes
In-room safe	Yes
Plug type	220V AC Plug Type C, D, M, N Adapters available
Wheelchair accessibility	Yes, with assistance, but not recommended

Maximum two adults and two children (three children on request – third child must be 3 – 16 years old)



Family Cottage layout



& BEYOND



@andbeyondtravel
#seewhatliesbeyond

andBeyond.com